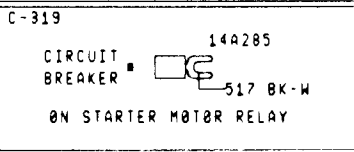
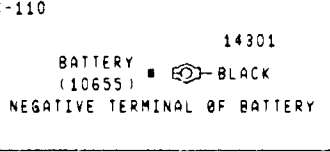
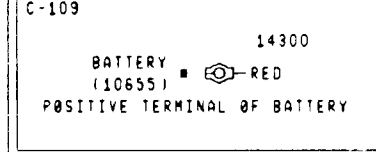
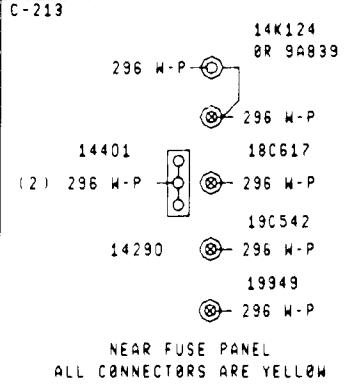
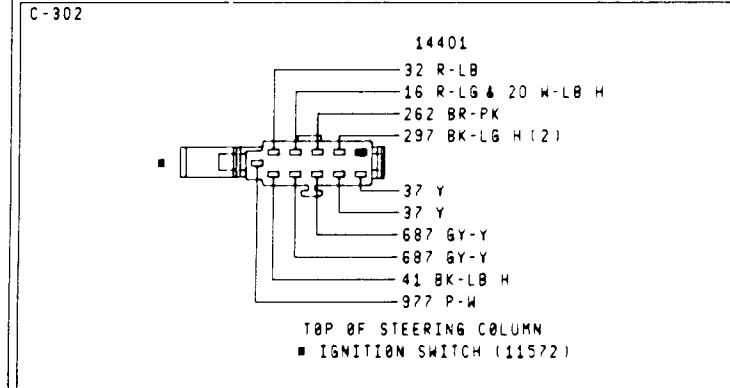
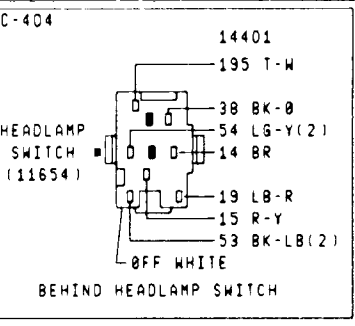
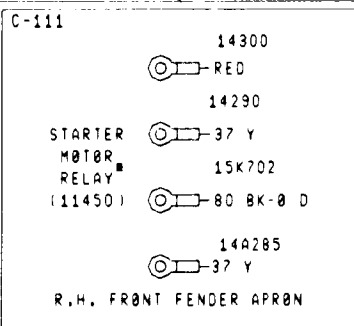
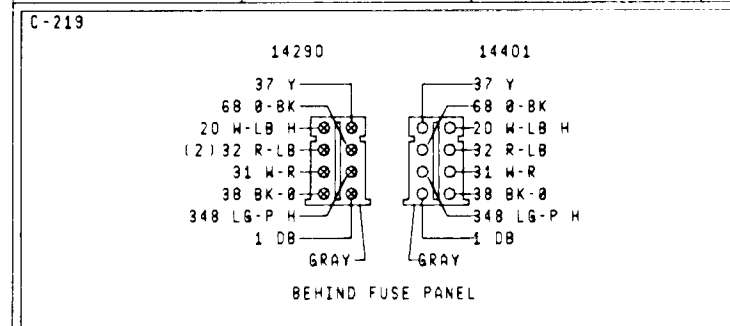
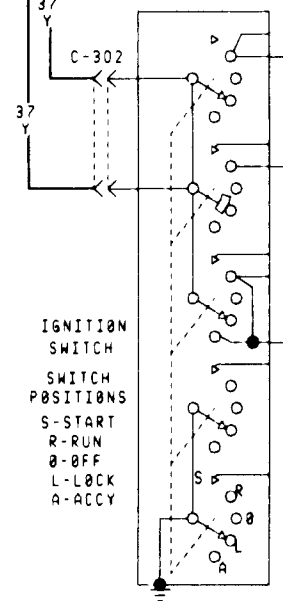


- FUSE CHART**
- F-1 (20 AMP) EMERGENCY WARNING FLASHER, STAPLAMP SWITCH
 - F-2 (16 AMP CIRCUIT BREAKER) WINDSHIELD/WIPER & WASHER SWITCH
 - F-3 BLANK
 - F-4 (15 AMP) RUNNING LAMPS
 - F-5 (20 AMP) TURN SIGNAL FLASHER, BACKUP LAMPS
 - F-6 (25 AMP) ACCY
 - F-7 BLANK
 - F-8 (15 AMP) COURTESY LAMPS, DOME, MAP, CLAYE BOX, LUGGAGE COMPARTMENT, CLOCK, RADIO, IGNITION KEY WARNING BUZZER, HEADLAMP "ON" WARNING BUZZER
 - F-9 (30 AMP) HEATER MODE SWITCH, A/C MODE SWITCH
 - F-10 BLANK
 - F-11 (15 AMP) RADIO
 - F-12 BLANK
 - F-13 (20 AMP) ELECTRIC CHAKE
 - F-14 BLANK
 - F-15 BLANK
 - F-16 (20 AMP) CIGAR LIGHTER, HORN, CLOCK IN CONSOLE
 - F-17 (15 AMP) ILLUMINATION LAMPS, CLUSTER, CLOCK, RADIO, ASH RECEPTACLE, HEATER & A/C CONTROLS, PRNDL
 - F-18 (10 AMP) WARNING LAMPS, DUAL BRAKE, OIL PRESSURE, WATER TEMPERATURE, SEAT BELT, CARBURETOR THROTTLE EMISSION CONTROL SOLENOID



GROUND CODES	
G-101	ON DASH BEHIND BATTERY

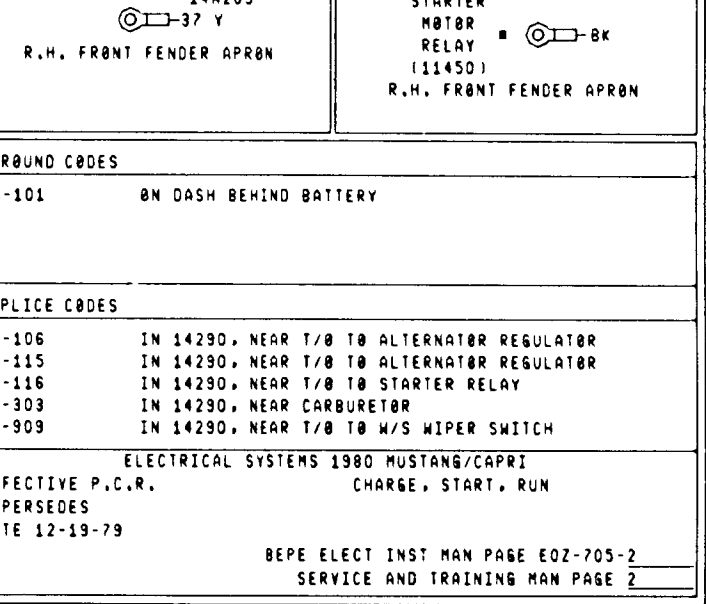
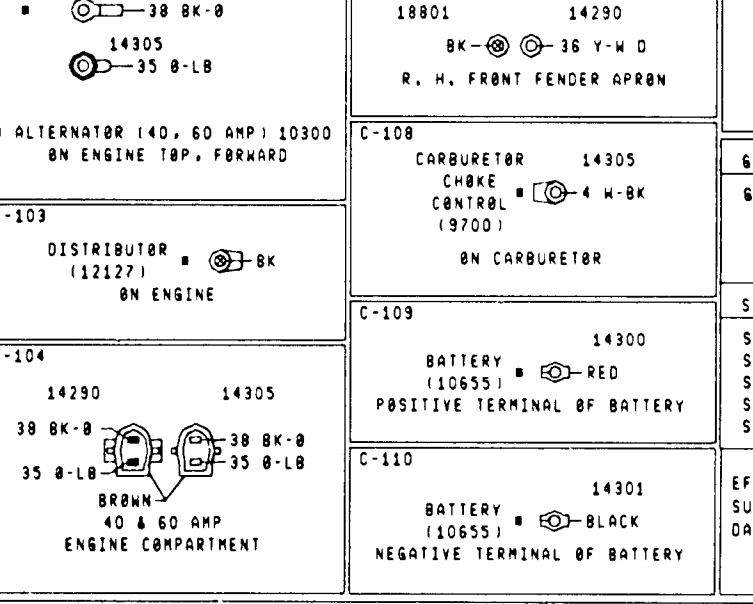
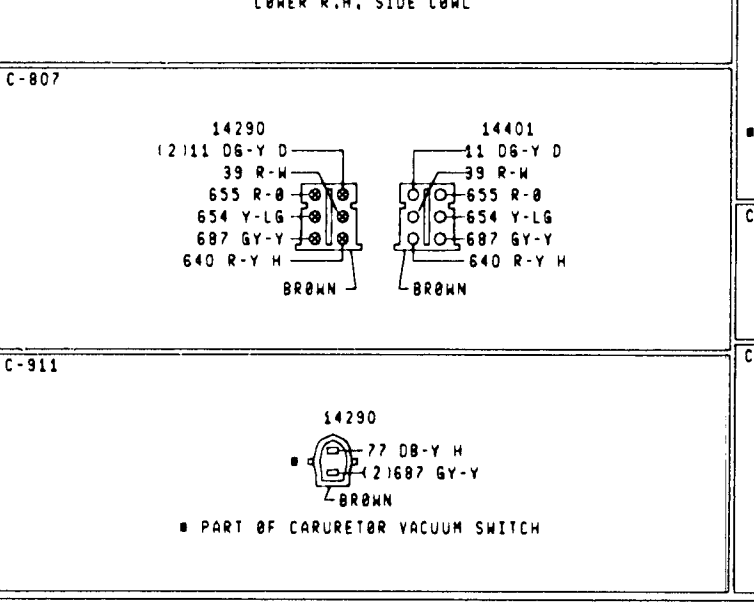
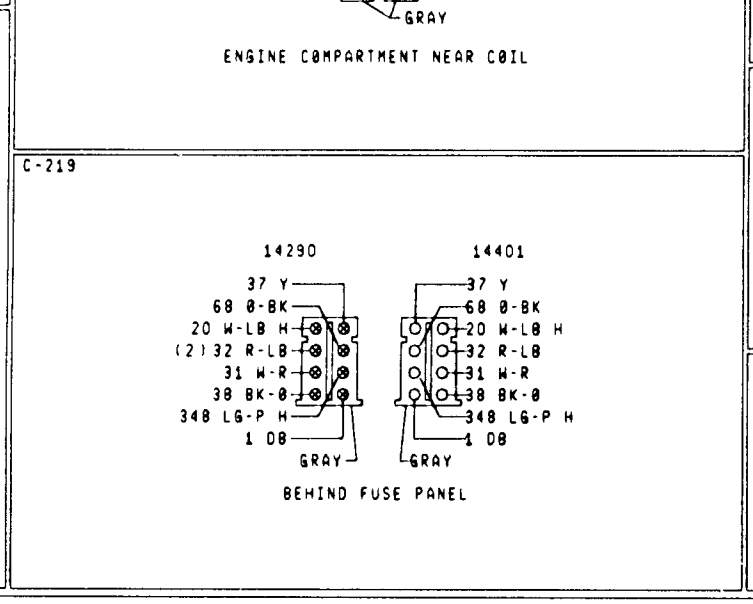
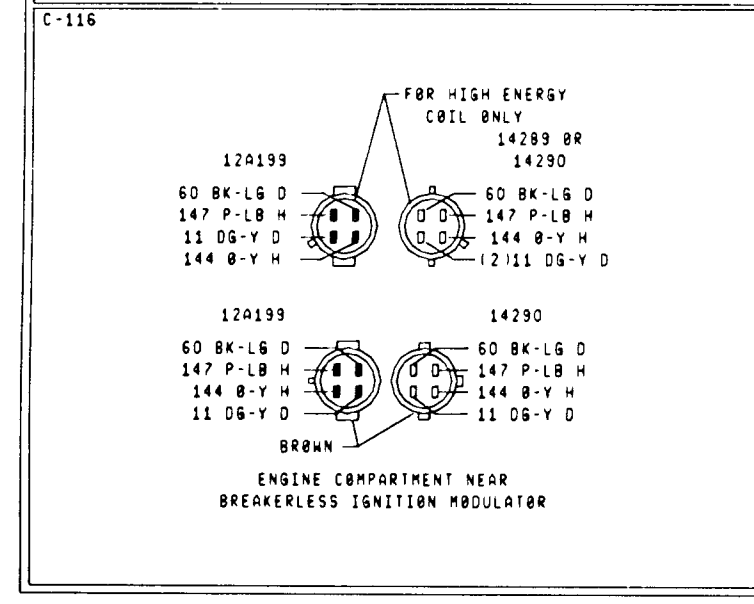
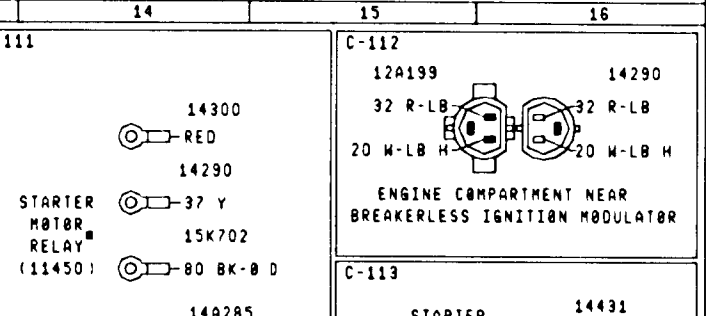
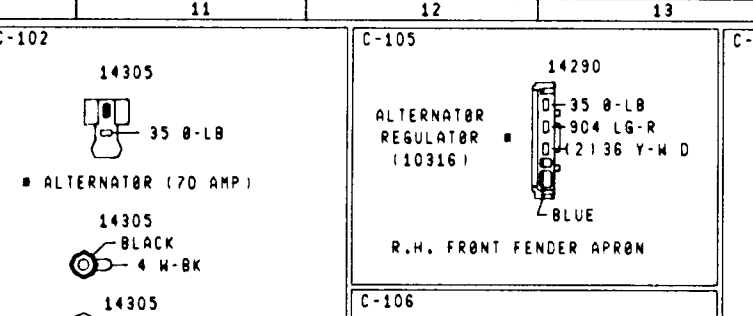
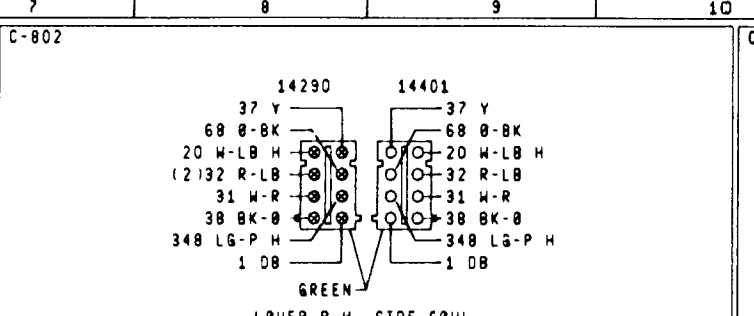
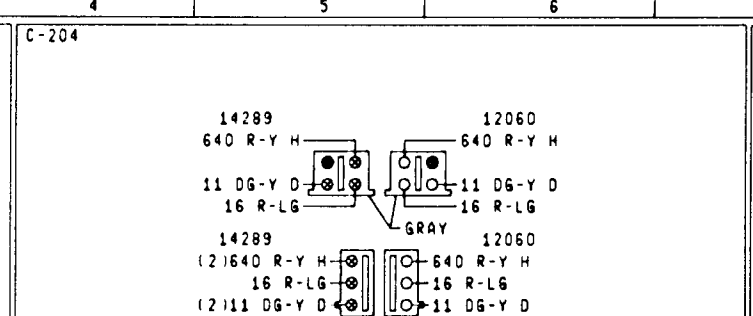
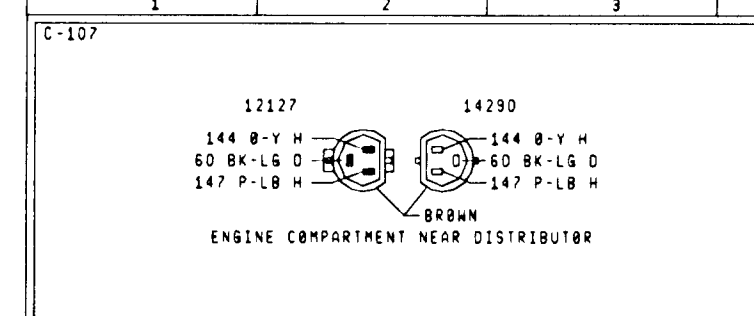
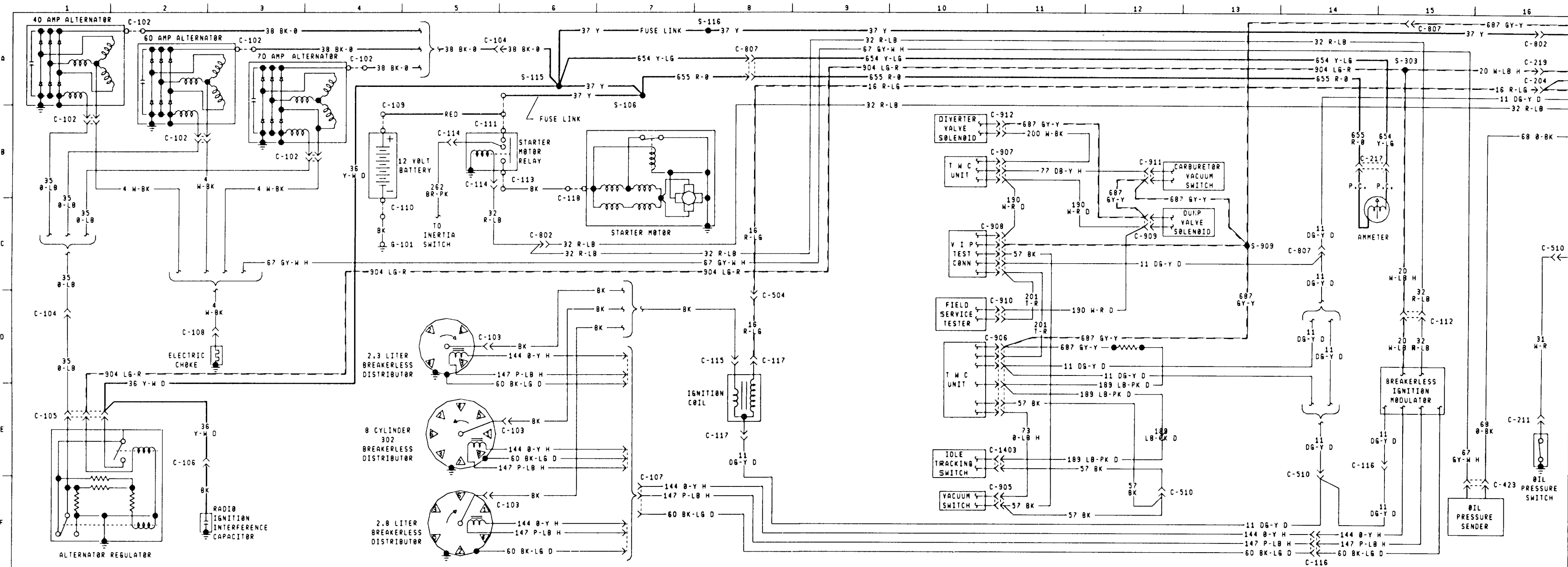
SPLICE CODES	
S-105	IN 14401, NEAR T/O TO WINDSHIELD WIPER SWITCH
S-106	IN 14290, NEAR T/O TO ALTERNATOR REGULATOR
S-109	IN 15K702, NEAR T/O TO STARTER MOTOR RELAY
S-110	IN 14401, NEAR T/O TO W/S/WIPER SWITCH
S-115	IN 14290, NEAR T/O TO ALTERNATOR REGULATOR
S-116	IN 14290, NEAR T/O TO STARTER RELAY
S-202	IN 14290, NEAR T/O TO STARTER MOTOR RELAY

ELECTRICAL SYSTEMS 1980 MUSTANG/CAPRI POWER DISTRIBUTION	
EFFECTIVE P.C.R.	PERSEDES
DATE 12-19-79	

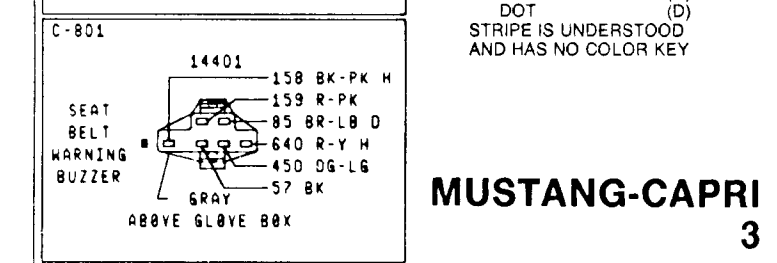
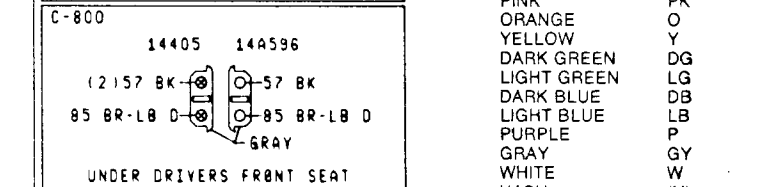
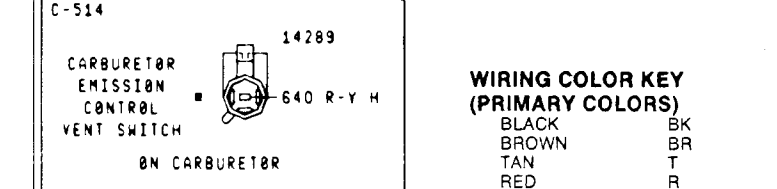
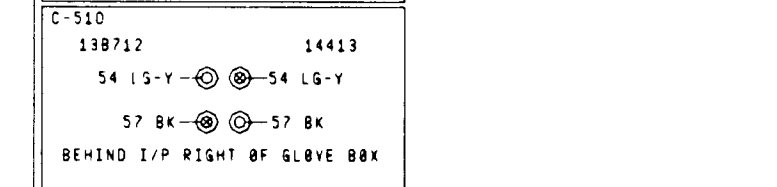
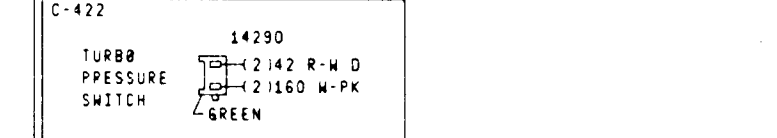
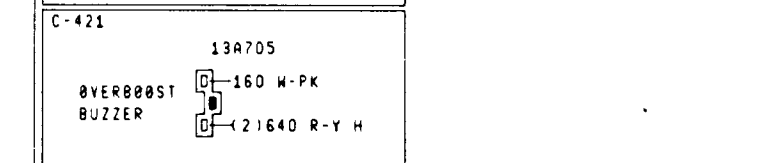
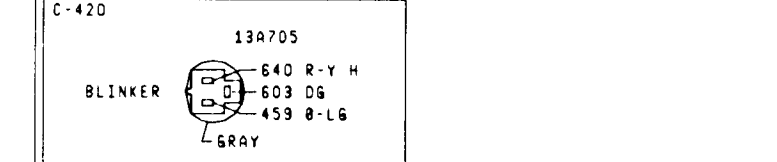
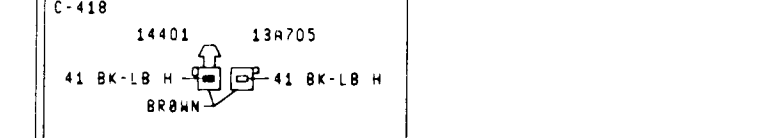
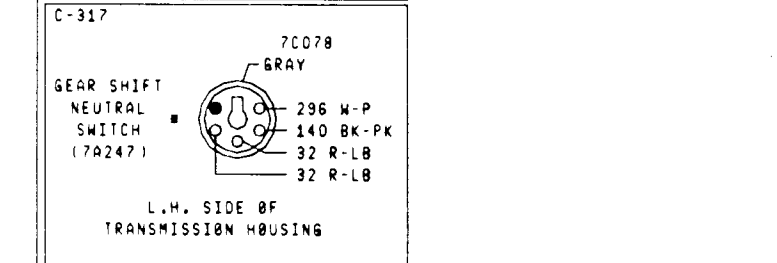
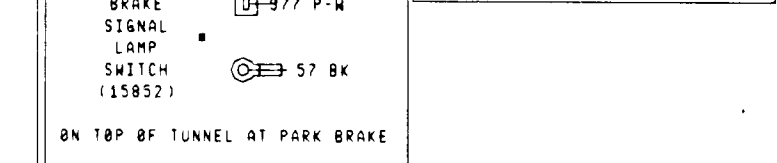
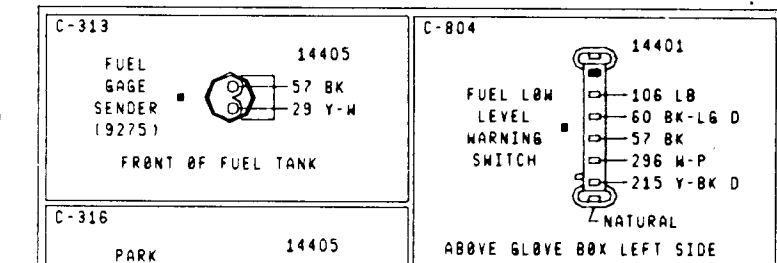
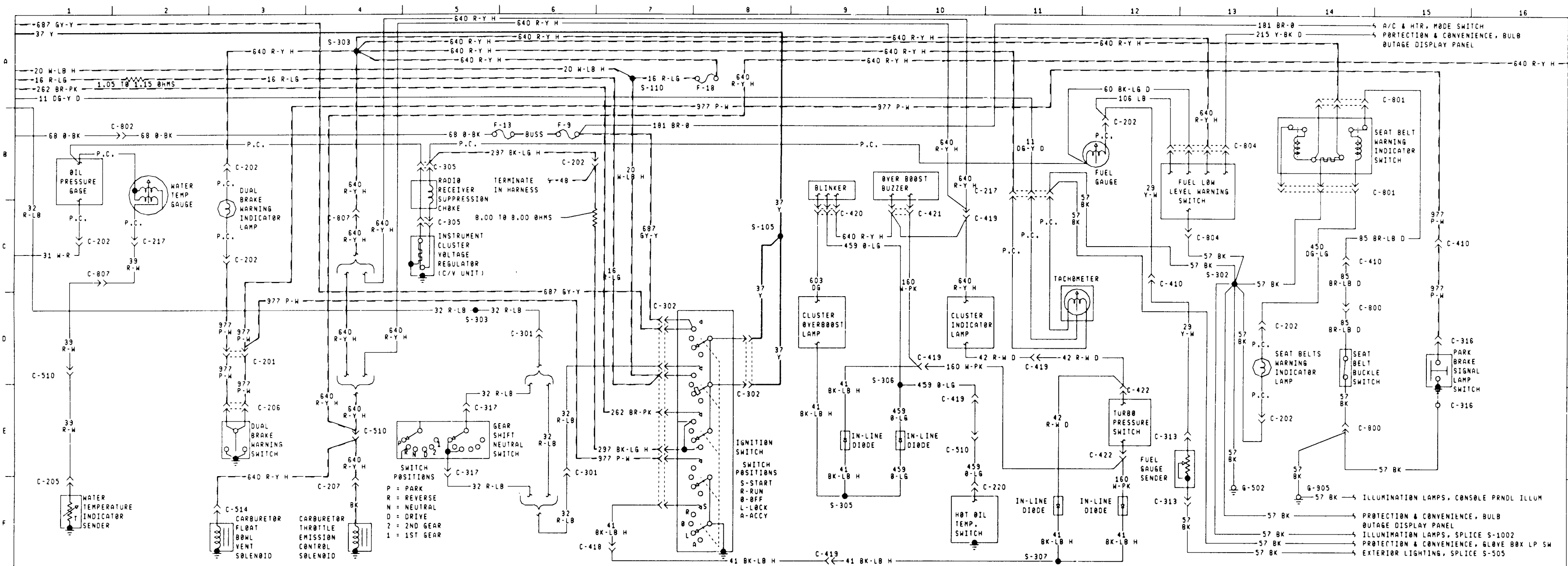
WIRING COLOR KEY (PRIMARY COLORS)

BLACK	BK
BROWN	BR
TAN	T
RED	R
PINK	PK
ORANGE	O
YELLOW	Y
DARK GREEN	DG
LIGHT GREEN	LG
DARK BLUE	DB
LIGHT BLUE	LB
PURPLE	P
GRAY	GY
WHITE	W
HASH	(H)
DOT	(D)

STRIPE IS UNDERSTOOD AND HAS NO COLOR KEY



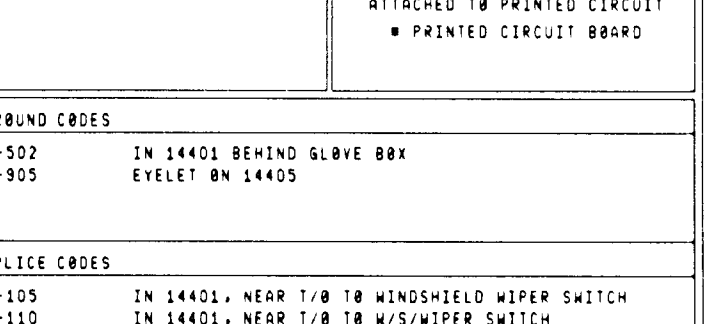
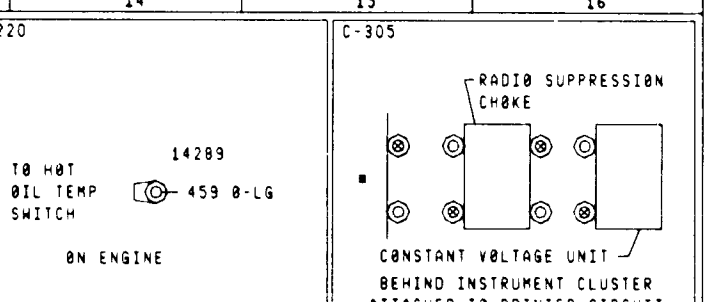
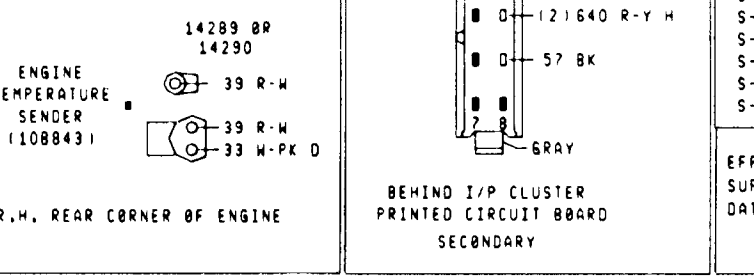
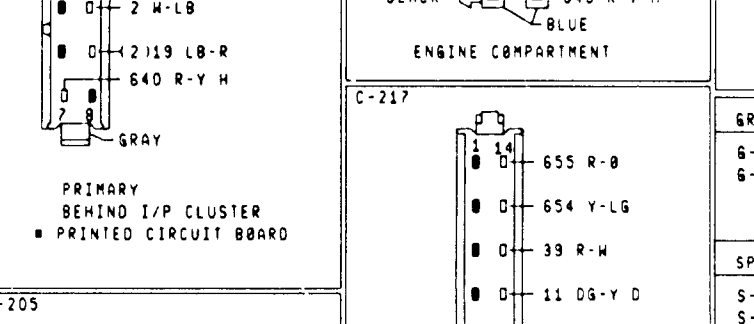
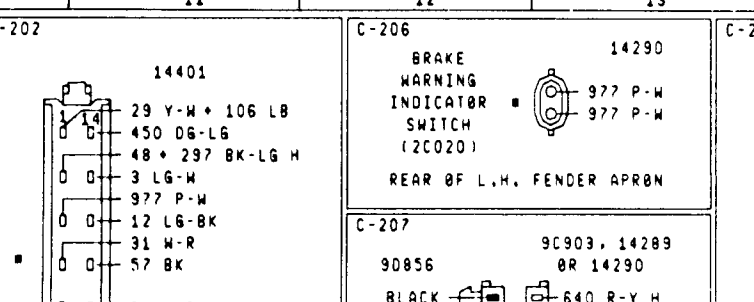
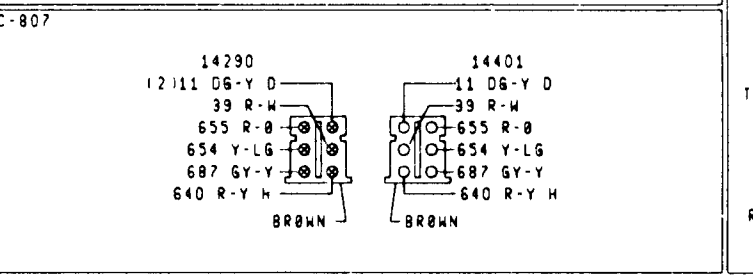
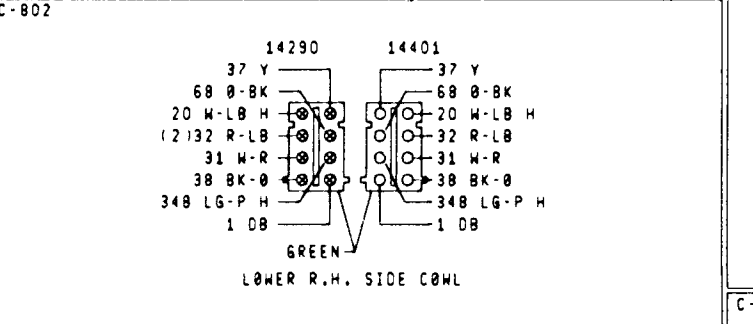
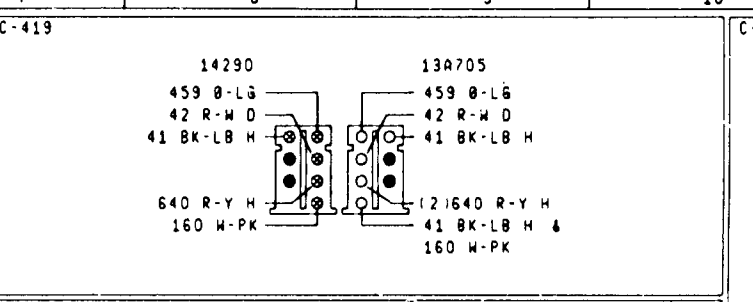
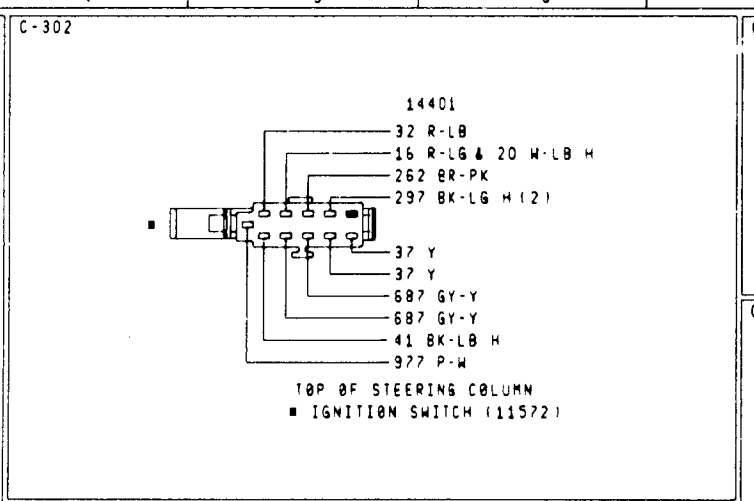
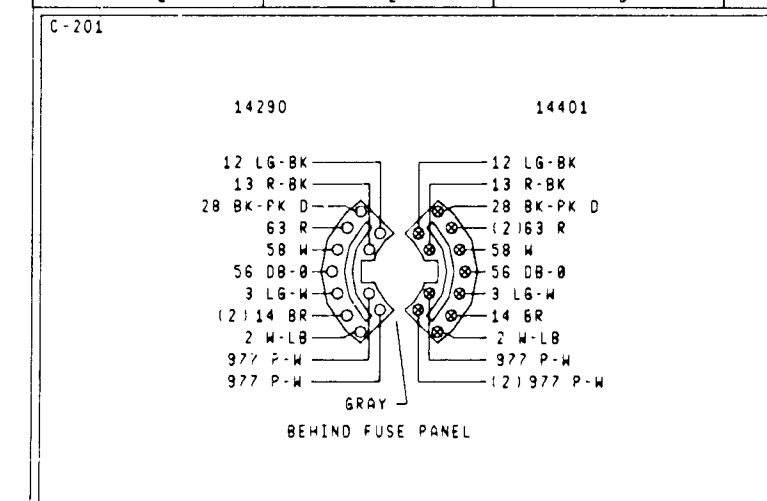
<p>C-114</p> <p>STARTER MOTOR RELAY (14290)</p> <p>R. H. FRONT FENDER APRON</p>	<p>C-905</p> <p>73 B-LB H (14290)</p> <p>PART OF THE VACUUM SWITCH</p>																																		
<p>C-115</p> <p>IGNITION COIL (12127)</p> <p>R.H. SIDE OF DASH PANEL</p>	<p>C-906</p> <p>201 T-R (14290)</p> <p>PART OF T.W.C. UNIT</p>																																		
<p>C-117</p> <p>IGNITION COIL (12029)</p> <p>R.H. SIDE OF DASH PANEL</p>	<p>C-907</p> <p>77 DB-Y H (14290)</p> <p>PART OF T.W.C. UNIT</p>																																		
<p>C-118</p> <p>STARTER MOTOR (14431)</p> <p>R.H. REAR OF ENGINE</p>	<p>C-908</p> <p>687 GY-Y (14290)</p> <p>PART OF V.I.P. TEST CONNECTOR</p>																																		
<p>C-211</p> <p>OIL PRESSURE SENDER (14289 BR)</p> <p>R.H. REAR CORNER OF ENGINE</p>	<p>C-909</p> <p>12)1687 GY-Y (14290)</p> <p>PART OF DUMP VALVE SOLENOID</p>																																		
<p>C-217</p> <p>655 R-B (14290)</p> <p>BEHIND I/P CLUSTER PRINTED CIRCUIT BOARD SECONDARY</p>	<p>C-910</p> <p>190 W-R D (14290)</p> <p>PART OF FIELD SERVICE TESTER</p>																																		
<p>C-116</p> <p>687 GY-Y (14290)</p> <p>PART OF DIVERTER VALVE SOLENOID</p>	<p>C-1403</p> <p>57 BK (14289)</p> <p>IDLE TRACKING SWITCH NEAR CARBURETOR</p>																																		
<p>C-423</p> <p>67 GY-W H (14289)</p> <p>OIL PRESSURE SENDER</p>	<p>WIRING COLOR KEY (PRIMARY COLORS)</p> <table border="0"> <tr><td>BLACK</td><td>BK</td></tr> <tr><td>BROWN</td><td>BR</td></tr> <tr><td>TAN</td><td>T</td></tr> <tr><td>RED</td><td>R</td></tr> <tr><td>PINK</td><td>PK</td></tr> <tr><td>ORANGE</td><td>O</td></tr> <tr><td>YELLOW</td><td>Y</td></tr> <tr><td>DARK GREEN</td><td>DG</td></tr> <tr><td>LIGHT GREEN</td><td>LG</td></tr> <tr><td>DARK BLUE</td><td>DB</td></tr> <tr><td>LIGHT BLUE</td><td>LB</td></tr> <tr><td>PURPLE</td><td>P</td></tr> <tr><td>GRAY</td><td>GY</td></tr> <tr><td>WHITE</td><td>W</td></tr> <tr><td>HASH</td><td>(H)</td></tr> <tr><td>DOT</td><td>(D)</td></tr> <tr><td>STRIPE IS UNDERSTOOD, AND HAS NO COLOR KEY</td><td></td></tr> </table>	BLACK	BK	BROWN	BR	TAN	T	RED	R	PINK	PK	ORANGE	O	YELLOW	Y	DARK GREEN	DG	LIGHT GREEN	LG	DARK BLUE	DB	LIGHT BLUE	LB	PURPLE	P	GRAY	GY	WHITE	W	HASH	(H)	DOT	(D)	STRIPE IS UNDERSTOOD, AND HAS NO COLOR KEY	
BLACK	BK																																		
BROWN	BR																																		
TAN	T																																		
RED	R																																		
PINK	PK																																		
ORANGE	O																																		
YELLOW	Y																																		
DARK GREEN	DG																																		
LIGHT GREEN	LG																																		
DARK BLUE	DB																																		
LIGHT BLUE	LB																																		
PURPLE	P																																		
GRAY	GY																																		
WHITE	W																																		
HASH	(H)																																		
DOT	(D)																																		
STRIPE IS UNDERSTOOD, AND HAS NO COLOR KEY																																			
<p>C-510</p> <p>54 LG-Y (14413)</p> <p>BEHIND I/P RIGHT OF GLOVE BOX</p>	<p>14290 (57 BK)</p>																																		



WIRING COLOR KEY (PRIMARY COLORS)

BLACK	BK
BROWN	BR
TAN	T
RED	R
PINK	PK
ORANGE	O
YELLOW	Y
DARK GREEN	DG
LIGHT GREEN	LG
DARK BLUE	DB
LIGHT BLUE	LB
PURPLE	P
GRAY	GY
WHITE	W
HASH	(H)
DOT	(D)

STRIPES IS UNDERSTOOD AND HAS NO COLOR KEY



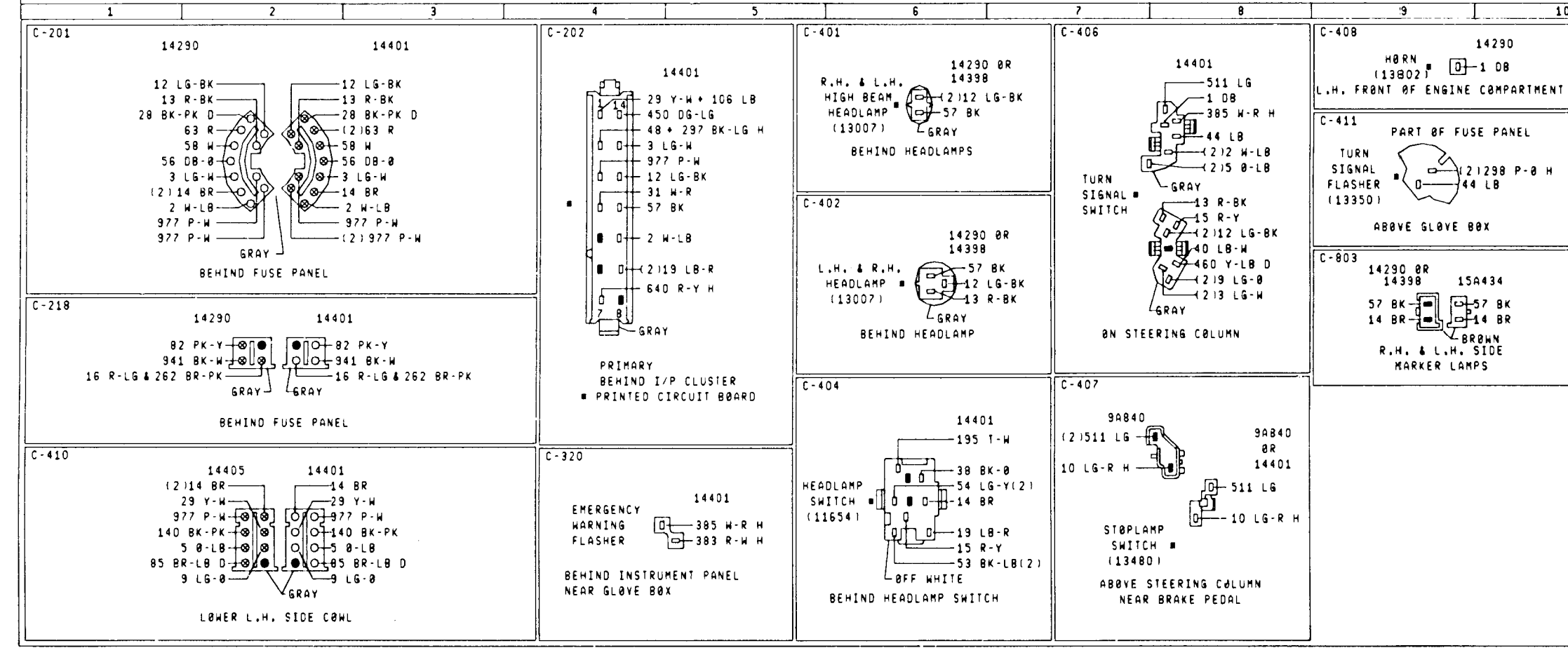
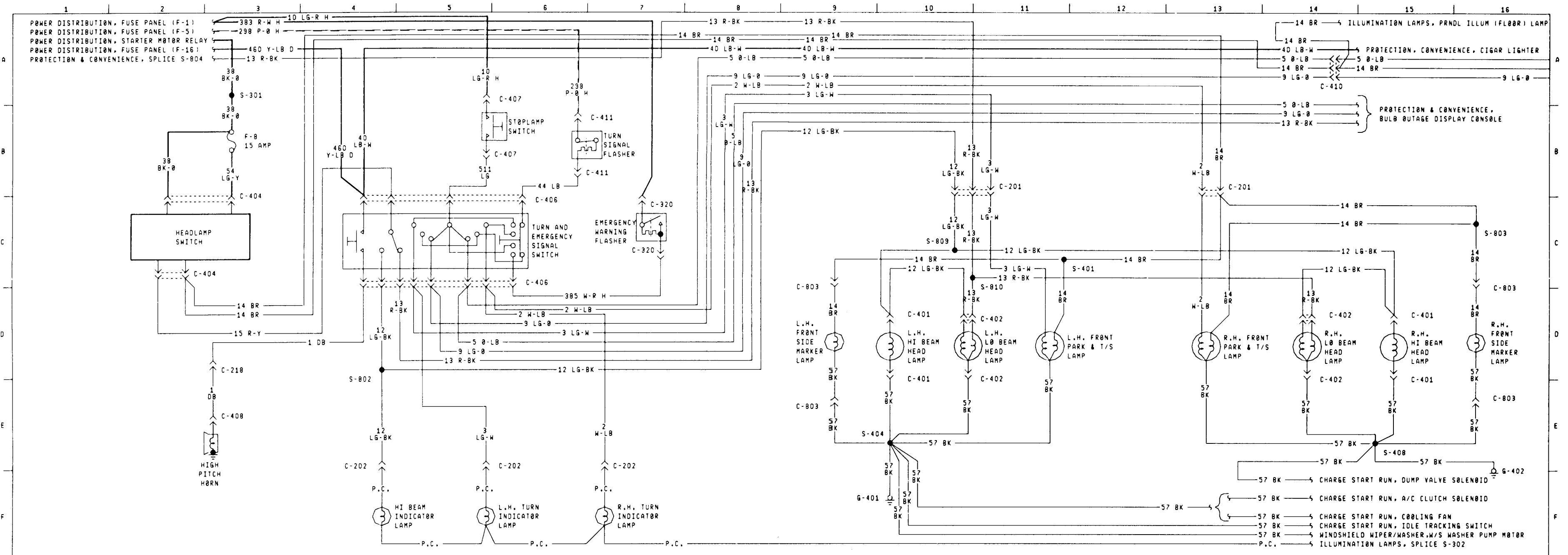
GROUND CODES

G-502	IN 14401 BEHIND GLOVE BOX EYELET ON 14405
G-905	

SPLICE CODES

S-105	IN 14401, NEAR T/O TO WINDSHIELD WIPER SWITCH
S-110	IN 14401, NEAR T/O TO W/S/WIPER SWITCH
S-302	IN 14401, NEAR T/O TO RADIO
S-303	IN 14290, NEAR CARBURETOR
S-305	IN 13A705 NEAR T/O TO DIODE
S-306	IN 13A705 NEAR T/O TO DIODE
S-307	IN 14290 NEAR T/O DIODE

ELECTRICAL SYSTEMS 1980 MUSTANG/CAPRI
CHARGE, START, RUN
EFFECTIVE P.C.R. SUPERSEDES DATE 12-19-79
BEPE ELECT INST MAN PAGE E02-705-3
SERVICE AND TRAINING MAN PAGE 3



GROUND CODES	
G-401	EYELET ON 14290 NEAR L.H. HEADLAMP
G-402	EYELET ON 14398 NEAR R.H. HEADLAMP

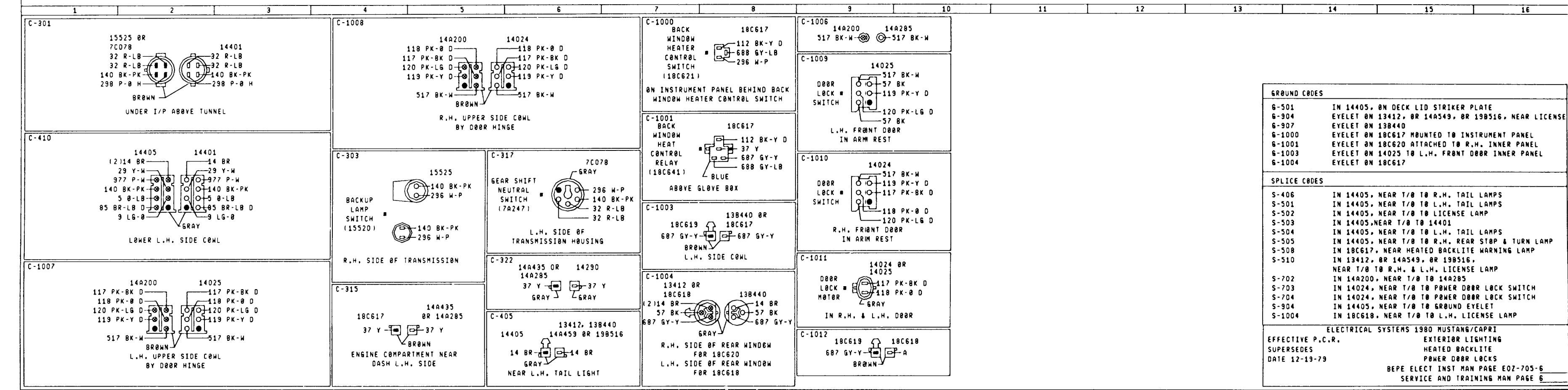
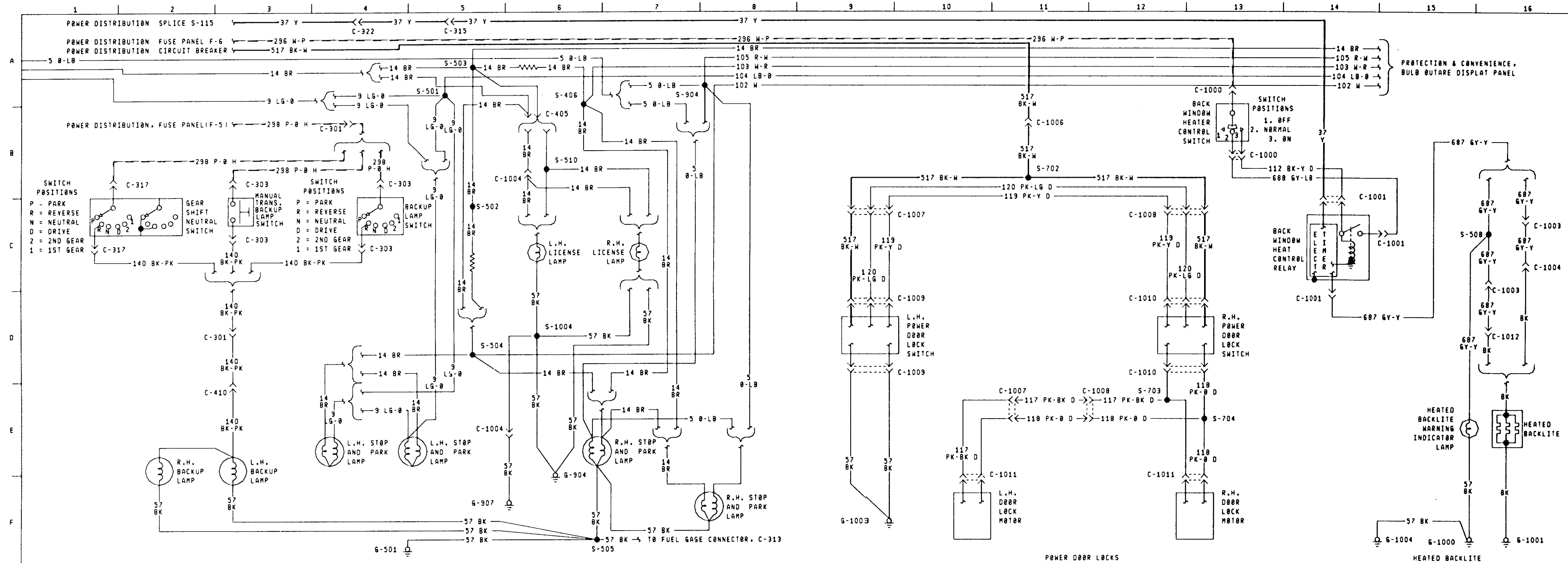
SPLICE CODES	
S-301	IN 14401, NEAR T/O TO 14290
S-401	IN 14290, NEAR T/O TO L.H. PARK LAMP
S-404	IN 14290, NEAR GROUND TAKEOUT
S-408	IN 14398, NEAR T/O TO R.H. FRONT SIDE MARKER LAMP
S-802	IN 14401, NEAR T/O TO PRINTED CIRCUIT
S-803	IN 14398, NEAR T/O TO R.H. HEADLAMP
S-809	IN 14290, NEAR GR0MMET
S-810	IN 14290, NEAR T/O TO W/S WIPER MOTOR

ELECTRICAL SYSTEMS 1980 MUSTANG/CAPRI EXTERIOR LIGHTING	
EFFECTIVE P.C.R.	SUPERSEDES
DATE 12-19-79	

WIRING COLOR KEY (PRIMARY COLORS)	
BLACK	BK
BROWN	BR
TAN	T
RED	R
PINK	PK
ORANGE	O
YELLOW	Y
DARK GREEN	DG
LIGHT GREEN	LG
DARK BLUE	DB
LIGHT BLUE	LB
PURPLE	P
GRAY	GY
WHITE	W
HASH	(H)
DOT	(D)

STRIPE IS UNDERSTOOD AND HAS NO COLOR KEY

BEPE ELECT INST MAN PAGE E02-705-5
SERVICE AND TRAINING MAN PAGE 5



GROUND CODES

G-501	IN 14405, ON DECK LID STRIKER PLATE
G-904	EYELET ON 13412, OR 14A549, OR 198516, NEAR LICENSE LAMPS
G-907	EYELET ON 138440
G-1000	EYELET ON 18C617 MOUNTED TO INSTRUMENT PANEL
G-1001	EYELET ON 18C620 ATTACHED TO R.H. INNER PANEL
G-1003	EYELET ON 14025 TO L.H. FRONT DOOR INNER PANEL
G-1004	EYELET ON 18C617

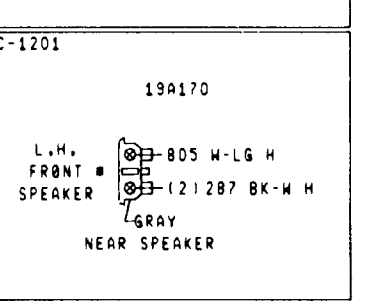
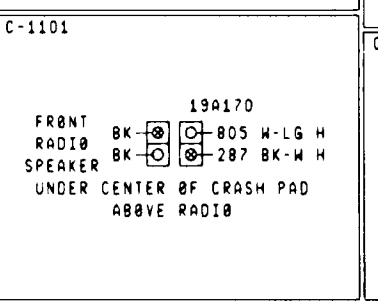
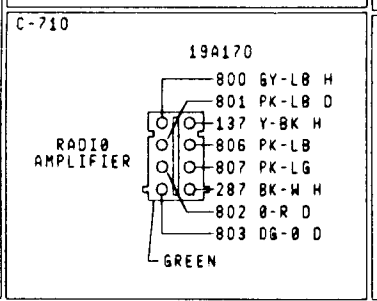
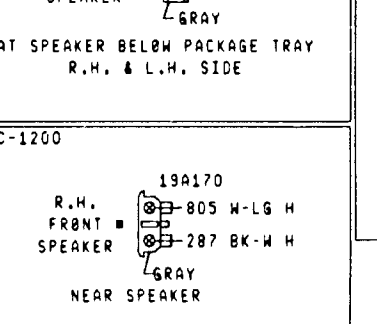
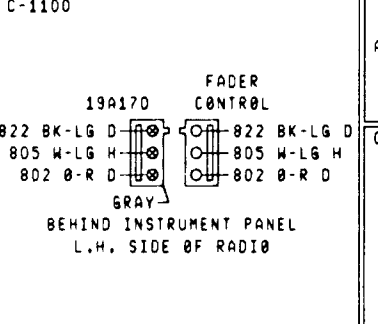
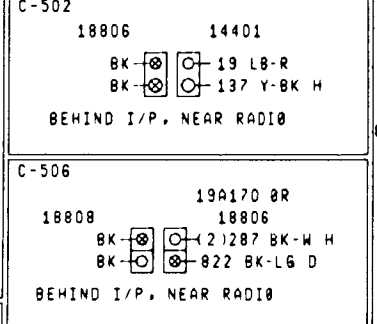
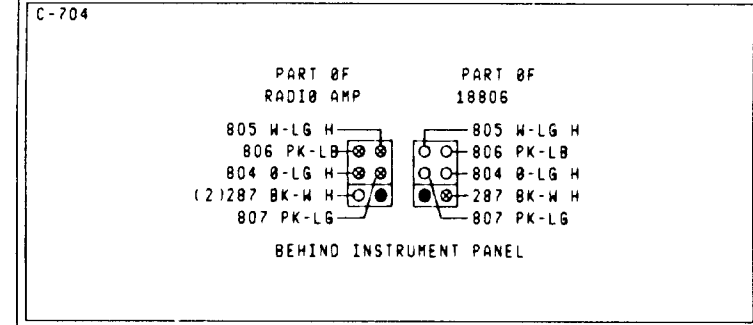
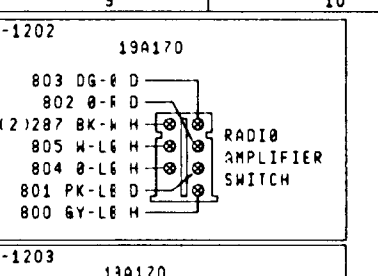
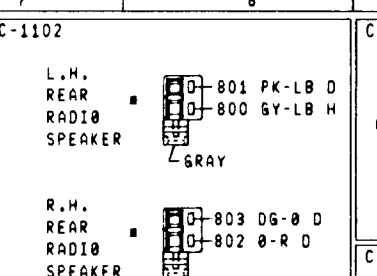
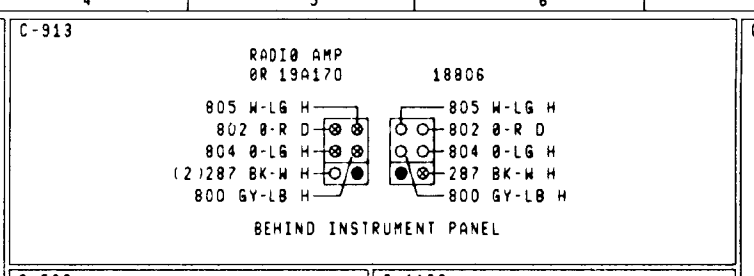
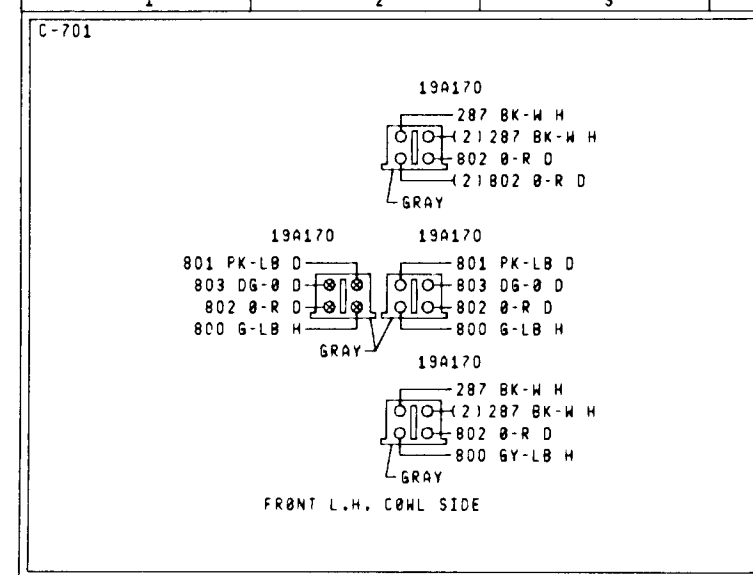
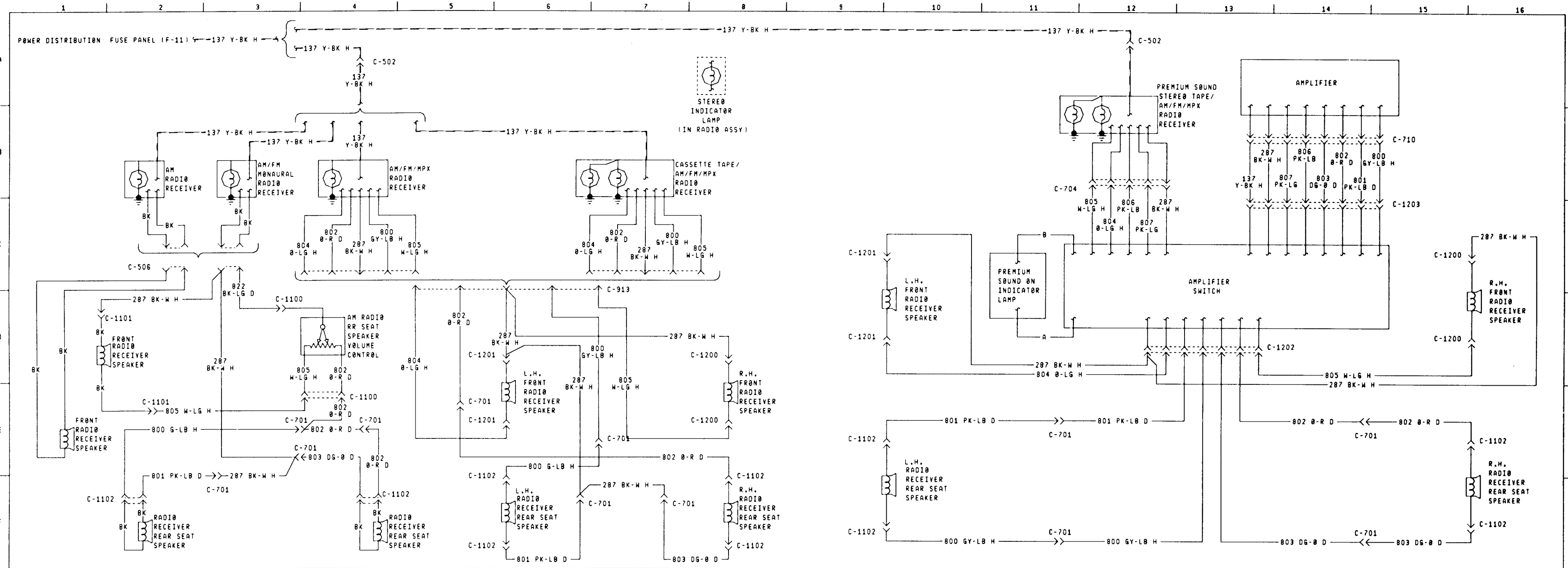
SPLICE CODES

S-406	IN 14405, NEAR T/O TO R.H. TAIL LAMPS
S-501	IN 14405, NEAR T/O TO L.H. TAIL LAMPS
S-502	IN 14405, NEAR T/O TO LICENSE LAMP
S-503	IN 14405, NEAR T/O TO 14401
S-504	IN 14405, NEAR T/O TO L.H. TAIL LAMPS
S-505	IN 14405, NEAR T/O TO R.H. REAR STOP & TURN LAMP
S-508	IN 18C617, NEAR HEATED BACKLITE WARNING LAMP
S-510	IN 13412, OR 14A549, OR 198516, NEAR T/O TO R.H. & L.H. LICENSE LAMP
S-702	IN 14A200, NEAR T/O TO 14A285
S-703	IN 14024, NEAR T/O TO POWER DOOR LOCK SWITCH
S-704	IN 14024, NEAR T/O TO POWER DOOR LOCK SWITCH
S-904	IN 14405, NEAR T/O TO GROUND EYELET
S-1004	IN 18C618, NEAR T/O TO L.H. LICENSE LAMP

WIRING COLOR KEY (PRIMARY COLORS)

BLACK	BK
BROWN	BR
TAN	T
RED	R
PINK	PK
ORANGE	O
YELLOW	Y
DARK GREEN	DG
LIGHT GREEN	LG
DARK BLUE	DB
LIGHT BLUE	LB
PURPLE	P
GRAY	GY
WHITE	W
HASH	(H)
DOT	(D)
STRIPE IS UNDERSTOOD AND HAS NO COLOR KEY	

ELECTRICAL SYSTEMS 1980 MUSTANG/CAPRI
 EFFECTIVE P.C.R. 1980 EXTERIOR LIGHTING
 SUPERSEDES HEATED BACKLITE
 DATE 12-19-79 POWER DOOR LOCKS
 BEPE ELECT INST MAN PAGE E02-705-6
 SERVICE AND TRAINING MAN PAGE 6



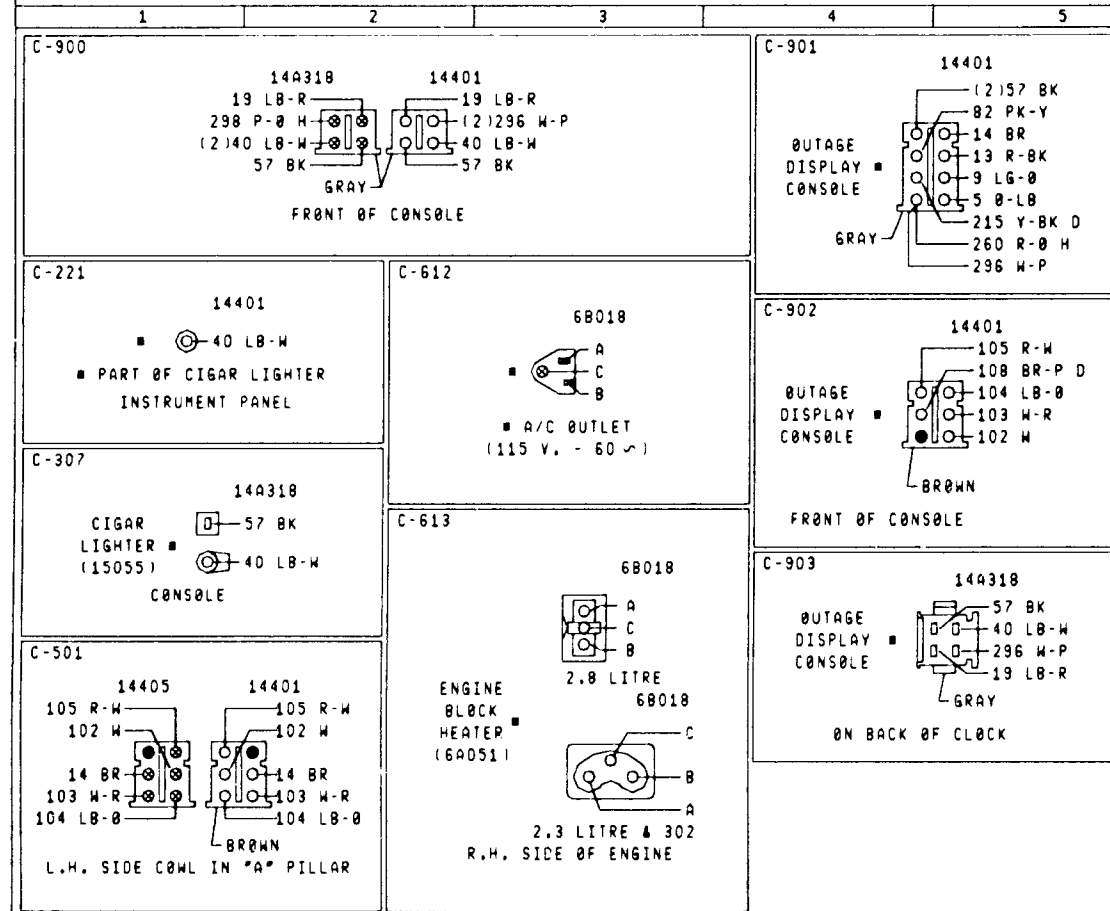
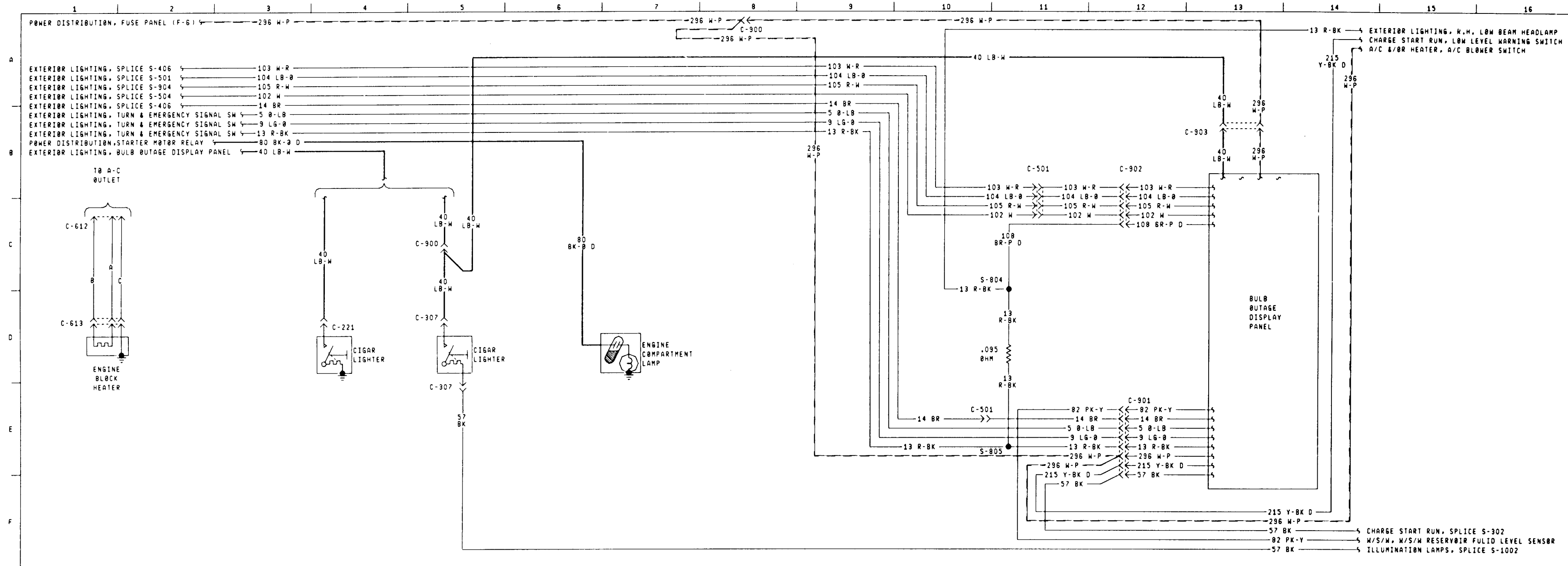
- WIRING COLOR KEY (PRIMARY COLORS)**
- BLACK BK
 - BROWN BR
 - TAN T
 - RED R
 - PINK PK
 - ORANGE O
 - YELLOW Y
 - DARK GREEN DG
 - LIGHT GREEN LG
 - DARK BLUE DB
 - LIGHT BLUE LB
 - PURPLE P
 - GRAY GY
 - WHITE W
 - HASH (H)
 - DOT (D)
- STRIPE IS UNDERSTOOD AND HAS NO COLOR KEY

GROUND CODES

SPLICE CODES

ELECTRICAL SYSTEMS 1980 MUSTANG/CAPRI RADIO
EFFECTIVE P.C.R. SUPERSEDES DATE 12-19-79

BEPE ELECT INST MAN PAGE E02-705-7
SERVICE AND TRAINING MAN PAGE 2



WIRING COLOR KEY (PRIMARY COLORS)

BLACK	BK
BROWN	BR
TAN	T
RED	R
PINK	PK
ORANGE	O
YELLOW	Y
DARK GREEN	DG
LIGHT GREEN	LG
DARK BLUE	DB
LIGHT BLUE	LB
PURPLE	P
GRAY	GY
WHITE	W
HASH	(H)
DOT	(D)
STRIPE IS UNDERSTOOD AND HAS NO COLOR KEY	

GROUND CODES	
SPLICE CODES	
S-804	IN 14401, NEAR T/Ø TO SEAT BELT WARNING BUZZER
S-805	IN 14401, NEAR T/Ø TO Ø/U LAMP SWITCH
ELECTRICAL SYSTEMS 1980 MUSTANG/CAPRI EFFECTIVE P.C.R. PROTECTION AND CONVENIENCE SUPERSEDES ENGINE COMPARTMENT LAMP DATE 12-13-79 IMMERSION HEATER BEPE ELECT INST MAN PAGE E02-705-10 SERVICE AND TRAINING MAN PAGE 10	

